

Keith Fenton



**AROUNDWOOD**

# LAMPSHADES



Sycamore



Sycamore



Sycamore

## BOTTLE STOPPERS & CORKSCREWS



African Blackwood, Hawthorn & Yew

**MONKEY PUZZLE (CHILEAN PINE)**



**PENS**



Shock Absorber



Gear Change




Bolt Action



Printed Cast Acrylic

# GRAPHICS WORK



## VESSELS



African Blackwood



Lignum Vitae

## SALT SPOONS



Ash & Sapele

## XULONS (Greek Logs)



Yew, Boxwood & Laburnum



**FRUIT**



Yew



Yew & Laburnum

## TABLE LAMPS



Spalted Sycamore



Cherry

## PLATTER



Burr Oak 560mm diameter

**FRACTAL BURNING**



Sycamore

**CARVING**



Sycamore

**PIERCED VASE**



Sycamore

## LACED VESSELS



Sycamore



Beech



Sycamore

**WET TURNED BOWLS**



Cherry



**VESSELS**



Hawthorn



Burr Elm

## BOWLS



Yew



Cedar

## BOWLS



Burr Elm



Spalted Sycamore

## BOWLS



Spalted Sycamore



Monkey Puzzle (Chilean Pine)

**TABLE LAMPS**



Yew



Yew



Monkey Puzzle (Chilean Pine)

Assorted Mice



## CRAFT FAIRS



FAME at LAST ?

HOW TO TURN A UNIQUE MULTI-POINTED BOX

NEW LOOK

OCTOBER 2008 NO.192 £3.50

# Woodturning

THE WORLD'S LEADING MAGAZINE FOR WOODTURNERS

10 ESSENTIAL ways to hold your work

Learn to index your turnings

Wizardry in Wood Exhibition

ON TEST Wagner texturing tools  
Diamond abrasive discs  
Eliminator hollowing tools




WEEKEND PROJECT  
STEP-BY-STEP GUIDE TO MAKING A SALAD BOWL AND SERVERS

PROJECT IN A DAY  
THE SIMPLE WAY TO TURN A PAPER WEIGHT

DESIGN SERIES  
THE BEST WAYS TO USE PROPORTION AND COLOUR

A GMC PUBLICATIONS MAGAZINE 10  
9 770958 945067  
www.gmcgroup.com

COMMUNITY  
Your turn



## Readers' showcase

Keith Fenton lets us into his workshop and shows us his beautiful work

I was born in Cumbria in 1953. My father worked as a joiner so I was introduced to woodworking at an early age. I even occasionally used his 50-year-old Bidx lathe until 2005. One of my earliest memories is watching my father make toys prior to Christmas, aged around five.

**Turning at school**  
Having been born into a household where an affinity with wood existed, in my teenage years I was lucky to have access to a workbench, tools and timber but I first came across turning at school, aged 12. I still remember the equal sense of fear

and excitement of having a go at a large yew log. I can't imagine that a novice today would be introduced

**"The pleasure of finding that someone likes your work enough to part with cash for it is enough to turn your head!"**

to the lathe via spindle turning exercises to practice beads, coves, and the dreaded skew. To move from nothing to working with a

spindle roughing gouge on a 255mm (10in) diameter rough yew (*Taxus*) log was potentially dramatic, if not hazardous! It certainly wouldn't be allowed to happen in today's health and safety conscious society, let alone at a school.

**Further development**  
Around 10 years ago, I attended a two-day woodturning course and thought that woodturning was a means to producing something round and functional. The concept of something being made for its beauty alone was new to me. From then on, my artistic turning bug was born.

## Crafts... Wood turning

Struggle to turn your hand to anything? Why not let the wood do the turning for you with an ancient country craft that requires skill, patience, and more than a little imagination? We speak to the Gloucestershire craftsman for whom woodturning has become an obsession...



**THERE'S SOMETHING VERY SPECIAL ABOUT WOOD.** Perhaps it's the fact that it was once a living thing, or maybe it's because no two pieces are the same.

The beautiful grains, knots and colours of wood make it perfectly suited to being carved, crafted or shaped into all manner of decorative objects and furniture. And woodturning arguably exploits wood's natural characteristics more than other crafts, enhancing the material's splendour.

Keith Fenton from Longhope, between Ross-on-Wye and Gloucester, is a prominent figure in the world of woodturning in Wales and the Border Counties. Although he has a full time job, this ancient craft has been his hobby, passion and obsession for over 40 years. A member of three clubs, he gives demonstrations, runs occasional workshops and delivers both individual and group lessons as part of hands-on sessions run by local and national woodturning clubs. So, who better to talk to to find out more about this fascinating craft?



**Q: What is woodturning?**

**A:** Woodturning is a form of woodworking that's used to create wooden objects on a lathe. Woodturning differs from most other forms of woodworking in that the wood is moved while a (relatively) stationary tool is used to cut and shape it. Many intricate shapes and designs can be made by turning wood. Using this technique, you can make lamps, vases, dishes and even tables and chairs, to name but a few things. Depending on the size and complexity of what you're making, you can either use one piece of wood or several.

**Q: When did you start?**

**A:** At the age of 13 we were given some woodturning lessons at school. I enjoyed it so much I bought a lathe and it's been a hobby – or an obsession even – ever since.

**Q: What sort of woods can you use?**

**A:** You can use most types of wood, really. Timbers such as sycamore, oak, beech and yew are some of the most commonly used. Traditionally, kitchen items tend to be made out of beech or sycamore. On the other hand, yew is

generally used for more decorative items. Yew is one of my favourite woods to work with, but it's not very easy to come across nowadays.

**Q: What tools and materials do I need?**

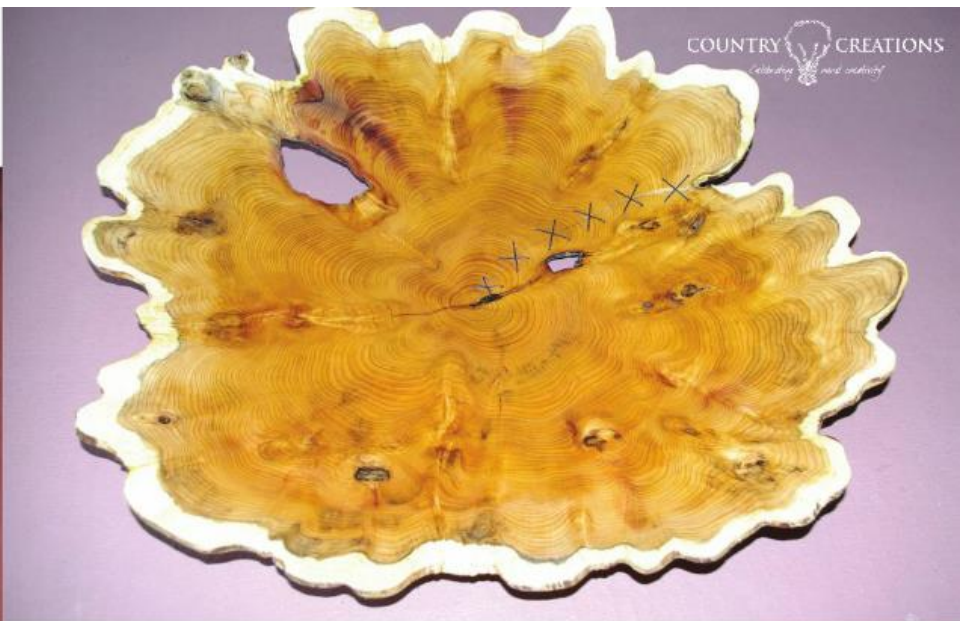
**A:** The most important tools you need are a lathe, a grindstone to grind your tools and a basic set of chisels. I'd also recommend that you get a chainsaw and a bandsaw for cutting timber. In terms of materials, you can buy timber pre-prepared, get it from farms or collect windfalls.

The best places to buy all the tools and materials you need is from tool merchants. Some good ones are Axminster Tools in Devon, Craft Supplies in Derbyshire and John Boddy's in Yorkshire. The internet is also useful.

**Q: What about the costs?**

**A:** A lathe could cost anything from £200 up to £5,000. A grindstone only costs about £25 and you can get a basic set of chisels for £100. A chainsaw would cost you £150 and upwards, and a bandsaw anywhere from £200. You

## MORE FAME ?



can spend as little or as much as you want on timber, depending on where you purchase it from, and what quantities you buy.

**Q: Where can I learn more?**

**A:** Anyone interested in woodturning should join a club – it's the best and easiest way to learn more about the craft. The biggest is the Association of Woodturners of Great Britain, which has over 50 clubs nationally. Then there are some other, smaller clubs, such as the Gloucestershire Association of Woodturners, the Heart of England Woodturners' Club and the Forest of Dean Woodturning Club.

Trade shows that take place several times a year are also an invaluable place to pick up tips, ideas, tools and materials.

### WOODTURNING EVENTS

- 27th-28th September. Green Woodwork Weekend. Hands-on, two-day course, teaching traditional woodworking skills, using a froe, axe, drawknife, shave horse and a pole lathe. Wear suitable clothing for outside activity, stout shoes or walking boots. Bring a packed lunch, 9.30am-5pm. Cost £95. Westonbirt, The National Arboretum, Tetbury, Gloucestershire. Tel: 01453 753452.
  - Woodturning demonstration by Keith Fenton, 21st September at The RedDog Gallery, The Parsonage, Kemeys Commander, Abergavenny, Monmouthshire. Open Wednesdays, Thursdays and Fridays 10am-3pm and on Saturdays and Sundays 11am-4pm. Tel: 01873 880303
- ### USEFUL CONTACTS
- Association of Woodturners of Great Britain, tel: 01223 312134 or [www.woodturners.co.uk](http://www.woodturners.co.uk)
  - Gloucestershire Association of Woodturners, Gloucestershire, tel: 01242 255420 or visit [www.gaw.org.uk](http://www.gaw.org.uk)
  - Heart of England Woodturners Club, Stratford, tel: 01564 702463
  - Forest of Dean Woodturning Club, Ross-on-Wye, Herefordshire, tel: 01531 828133 or visit [www.forestwoodturners.co.uk](http://www.forestwoodturners.co.uk)
  - Axminster Power Tool Centre Ltd, tel: 0800 371822 or visit [www.axminster.co.uk](http://www.axminster.co.uk)
  - Craft Supplies Ltd, tel: 01433 622 550 or visit [www.craft-supplies.co.uk](http://www.craft-supplies.co.uk)
  - John Boddy Timber Ltd, tel: 01423 322370 or visit [www.john-boddy-timber.ltd.uk](http://www.john-boddy-timber.ltd.uk)

### Craft Diary - September

9th: Workshop on making curtain headings and more. ETS. Includes all materials, lunch and refreshments. Collybrook Five Furnishings, Unit 20, Holmer Trading Estate, Hereford, Herefordshire. Tel: 01432 360070

12th-14th: Basket-making course: contemporary baskets. Basket making using recycled flat paper bands. Learn the traditional techniques of plaiting plain and bias weave and experiment with colour to create your own unique basket. Farincombe Estate Centre, Broadway, Worcestershire. Tel: 01386 854100

13th: Autumn Arts and Crafts Fair. 10am-4pm. Shropshire Wildlife Trust, Abbey Foregate, Shrewsbury, Shropshire. Tel: 01743 284280

24th: Calligraphy Course (start of a five-week course). 10am-1pm. ETS, Hereford Cathedral, Hereford. Booking essential. Tel: 01432 374226

## DISPLAYS & EXHIBITIONS



Abertillery Museum



# CRAFT FAIRS

## Apple Fare Mary Arden's House




## DEMONSTRATIONS & TUITION



## ASSOCIATIONS & RETAIL OUTLETS

### Craft Renaissance



**Tithe Barn Arts & Craft Centre**

*Category: Craft Centres and Retail Outlets*

Phone: **01452** 864 486  
Court Road  
**Brockworth** Gloucester Gloucestershire GL3 4QU

### Gloucestershire Association of Woodturners



## DEMONSTRATIONS



Gloucester



Peter Sefton Woodworking School



Usk

